

Prominent condyle

Example 1



Example 2



Example 3



With Your® Liner

Limb



3D model



Your® Liner



Indication


A condyle provides an exposed bony area. This area causes pain if exposed to pressure. Skin in this area can be prone to recurrent injuries.



Key features



Anatomically tailored

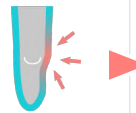


Adjustable thicknesses

Typical issues

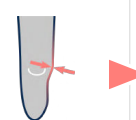
Off-the-shelf liner is over-stretched on condyle

To conform with the stump, the standard liner will be stretched out on bony extremities, applying extra-compression on the condyle.



Off-the-shelf liner doesn't offer adequate cushioning

Off-the-shelf liners inherently provide pre-defined thickness profiles. A liner can present a thick profile to properly protect the condyle, but will thus include unnecessary thicknesses in some areas, leading to heavier liner, risk of additional pistoning and of lowered proprioception. A too-thin liner might not suffer from these limitations, but would on the contrary offer an insufficient cushioning layer, exposing the condyle to pressure peaks.



No extra-compression on condyle

As it's made from a 3D scan, Your® Liner's inner shape can match the protruding condyle shape, thus eliminating the risk of the liner being over-stretched and applying extra-compression on the condyle.



Extra cushioning on condyle

The possibility of locally applying adequate cushioning allows to apply adequate elastomer thickness to limit the risk of pressure peaks appearing on the condyle. The rest of the liner can present a thin profile to avoid the risks heavy liner, additional pistoning and lowered proprioception.



How can Your® Liner help ?